

WOODBANK TIMBER



PRODUCT BROCHURE



 **SurePine™**




WOODBANK TIMBER LTD Eagle Wharf, Helena Road, Ipswich, IP3 0BT

T: (01473) 220118 | F: (01473) 230805 | E: orders@woodbanktimber.co.uk | www.woodbanktimber.co.uk

FENCE PANELS

TRADITIONAL RANGE

Lap Panel



Closeboard Panel

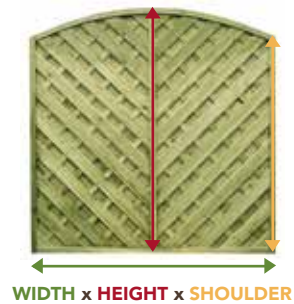


Woodbank Timber's Traditional Range strikes the perfect balance of quality and value. Our three braced (front and back) Lap Panels are the commodity panel of choice. The contractor fence panel offers further strength using four horizontal rails and quality featheredge boards. Our Closeboard Panels are fully framed with open mortise and tenon joints providing the ultimate robust construction. The framing is semi-planed and has a dual braced back. Produced from pressure treated high quality slow grown Baltic softwood with a true 2ex 22mm featheredge boarding. All of our Traditional Range are delivered flat packed.

PRODUCT	TREATMENT	183x183	183x165	183x152	183x121	183x0.91
3 Braced Lap Panel	BROWN GREEN GOLD	■	■	■	■	■
Contractor Featheredge Panel	BROWN GREEN GOLD	■	■	■	■	■
Premium Closeboard	BROWN GREEN	■	■	■	■	■

CONTINENTAL RANGE

For those looking for a more refined and stylish fence panel - Woodbank Timber provides access to the highest quality and largest range available in the United Kingdom. Each panel is produced from high quality selected slow grown softwood. The individual component pieces are planed and profiled then fastened into place using stainless steel fixtures. We work closely with our supply partners to ensure the very highest standards of workmanship are maintained throughout the manufacturing process resulting in a range of fence panels which are built to last. Every panel in the Continental Range is pressure treated and comes with a 15 year warranty against rot and decay. Woodbank Timber can provide access to hundreds of unique designs and finishes catering for all tastes and budgets.



Neris Modern Panel & Gate




Reinas Modern Panel & Gate



San Remo Panel & Gate



Milano Panel & Gate



Picket Gate & Fence



Madrid Panel & Gate



Madrid 1 Panel



Wels Panel & Gate



Harmony Panel


	Picket Fence	Neris Modern	Reinas Modern	San Remo	Milano	Wels	Madrid 1	Madrid	Harmony
180x180					■	■			
180x170									■
180x150					■	■			
180x120	■				■	■			
180x0.9	■				■	■			
180x180/160		■	■	■			■	■	
180x150/130		■	■	■			■	■	
180x120/100		■	■	■			■	■	
180x0.9/0.7		■	■	■			■	■	
0.9/170									■

VISIT WWW.WOODBANKTIMBER.CO.UK FOR OUR FULL PRODUCT RANGE


TRELLIS

TRADITIONAL & CONTINENTAL RANGE

Built from sawn timber the Rustic Square Trellis is one of the most popular styles in the market. Cost effective but also using chunky 16x38 components to provide a strong supportive frame with a wide space square lattice through which the stems of plants can weave.



Our Continental Trellis is planed and profiled, fully framed and pressure treated offering a 15 year warranty against rot and decay. The lattice window is smaller to allow protection from the wind. As well as supporting plants it provides a good level of privacy in the garden. It can be positioned either horizontally or vertically, or utilised on top of existing fence panel for a unique decorative effect.



	Rustic Trellis	Excellent	Excellent Convex	Excellent Concave	Excellent Bell Top	Excellent Bow Top	Heavy Duty	Heavy Duty Bow Top
180x180	■	■						
180x180/160					■	■		■
183x120	■	■						
183x0.9	■	■						
180x0.9							■	
183x60	■	■					■	
183x60/45			■					
183x47/32			■					
183x45		■						
183x28x43				■				
183x30	■	■					■	
183x30/15			■					
1183x15x30				■				

GARDEN FURNITURE RANGE

All of our Garden Furniture products are of the highest standard.

They are supplied in flat pack form with instructions and all fixtures and fittings included. Each item is pressure treated providing a 15 year warranty against rot and decay.

Each of the items in our Garden Furniture Range is beautifully made from planed and profiled Baltic softwood giving a superior finish and robust construction.



ARCHES, ARBOURS & PLANTERS

Add the finishing touch to any outdoor space with a Woodbank Timber Arch, Arbour or Planter.

Whether it is for a focal point or a more discreet enhancement to the garden - we present a huge range of options to satisfy the objective.

WE ALSO OFFER

Stair Strings, Decking and Decking Tiles, Edgings, Raised Bed Kits, Log Roll, and much more...



VISIT WWW.WOODBANKTIMBER.CO.UK FOR OUR FULL PRODUCT RANGE

PEELED & POINTED

Rustic in appearance

Top diameter ranges between the indicated measurements

Intermediate Stakes

Code	Description	Ends	PPP
A4C	1.35m x 50-75mm	Ptd	200
A1C	1.65m x 50-75mm	Ptd	200
A2C	1.80m x 50-75mm	Ptd	200
A5C	2.10m x 50-75mm	Ptd	200
A3C	2.40m x 50-75mm	Ptd	200
A6C	2.70m x 50-75mm	Ptd	200

B5C	1.35m x 75-100mm	Ptd	120
B1C	1.65m x 75-100mm	Ptd	120
B2C	1.80m x 75-100mm	Ptd	120
B6C	2.10m x 75-100mm	Ptd	120
B3C	2.40m x 75-100mm	Ptd	120
B7C	2.70m x 75-100mm	Ptd	120
B8C	3.00m x 75-100mm	Ptd	120

Struts

Code	Description	Ends	PPP
C8C	1.65m x 100-125mm	Ptd	80
C4C	1.8m x 100-125mm	Ptd	80
C5C	2.1m x 100-125mm	Ptd	80
C6C	2.4m x 100-125mm	Ptd	80
C9C	2.7m x 100-125mm	Ptd	80
C10C	3.0m x 100-125mm	Ptd	80

Strainers

Code	Description	Ends	PPP
D1C	2.1m x 125-150mm	Ptd	50
D2C	2.4m x 125-150mm	Ptd	50
D3C	2.7m x 125-150mm	Ptd	50
D4C	3.0m x 125-150mm	Ptd	50

E1C	2.1m x 150-175mm	Ptd	40
E2C	2.4m x 150-175mm	Ptd	40
E4C	3.0m x 150-175mm	Ptd	40

G1C	2.1m x 175-200mm	Ptd	25
G2C	2.4m x 175-200mm	Ptd	25

G3C	2.4m x 200-225mm	Ptd	16
-----	------------------	-----	----

Half Round Stakes & Rails

Code	Description	Ends	PPP
F2C	1.65m x 88-115mm	1/2 PC	200
F3C	3.66m x 88-115mm	1/2 Rail	200

C1C	1.65m x 100-125mm	1/2 PC	160
C2C	1.80m x 100-125mm	1/2 PC	160
C4C	3.66m x 100-125mm	1/2 Rail	160

KEY	
PC	Pointed & Chamfered
Sq	Blank Ends (flat - no Chamfer)
1/2 PC	Half Round Pointed & Chamfered
1/2 Rail	Half Round Blank Ends

MACHINE ROUNDS

Uniform in diameter (Pencil-like)

4 Way Pointed & Chamfered End or Chamfered Both Ends/Blank Ends



Pointed Stakes

Code	Description	Ends	PPP
A1	1.20m x 50mm	PC	431
A2	1.35m x 50mm	PC	431
A3	1.50m x 50mm	PC	431
A4	1.65m x 50mm	PC	431
A5	1.80m x 50mm	PC	431
A6	2.10m x 50mm	PC	431
A7	2.40m x 50mm	PC	431

B1	1.20m x 60mm	PC	297
B2	1.35m x 60mm	PC	297
B4	1.65m x 60mm	PC	297
B5	1.80m x 60mm	PC	297
B6	2.10m x 60mm	PC	297
B7	2.40m x 60mm	PC	297

D4	1.65m x 75mm	PC	203
D5	1.80m x 75mm	PC	203
D6	2.10m x 75mm	PC	203
D7	2.40m x 75mm	PC	203
D8	3.00m x 75mm	PC	203
D11	3.66m x 75mm	PC	203

E4	1.65m x 85mm	PC	150
E5	1.80m x 85mm	PC	150
E6	2.10m x 85mm	PC	150
E7	2.40m x 85mm	PC	150
E8	3.00m x 85mm	PC	150
E11	3.66m x 85mm	PC	150

F4	1.65m x 100mm	PC	105
F5	1.80m x 100mm	PC	105
F6	2.10m x 100mm	PC	105
F7	2.40m x 100mm	PC	105

F9	3.00m x 100mm	Sq	105
F11	3.66m x 100mm	Sq	105

Half Round Pointed Stakes

Code	Description	Ends	PPP
F4H	1.65m x 100mm	1/2 PC	210
F5H	1.80m x 100mm	1/2 PC	210
L5H	1.80m x 110mm	1/2 PC	190

Chamfered Both Ends

Code	Description	Ends	PPP
F24B	0.90m x 100mm	CC	105
F27B	1.20m x 100mm	CC	105
F3B	1.50m x 100mm	CC	105
F5B	1.80m x 100mm	CC	105
F6B	2.10m x 100mm	CC	105
F7B	2.40m x 100mm	CC	105

G5B	1.80m x 125mm	CC	60
G6B	2.10m x 125mm	CC	60
G7B	2.40m x 125mm	CC	60
G8	3.00m x 125mm	CC	60
G11	3.66m x 125mm	CC	60

H6B	2.10m x 150mm	CC	46
H7B	2.10m x 150mm	CC	46
H8	2.10m x 150mm	CC	46
H11	2.10m x 150mm	CC	46

K7	2.40m x 200mm	CC	23
K8	3.00m x 200mm	CC	23
K11	3.60m x 200mm	CC	23

Pointed Strainers

Code	Description	Ends	PPP
G5	1.80m x 125mm	PC	60
G6	2.10m x 125mm	PC	60
G7	2.40m x 125mm	PC	60

H6	2.10m x 150mm	PC	46
H7	2.40m x 150mm	PC	46
K7	2.40m x 200mm	PC	23

Half Round Rails

Code	Description	Ends	PPP
D10	3.66 x 75mm	1/2 Rail	406
E10	3.66 x 85mm	1/2 Rail	300

F10	3.66 x 100mm	1/2 Rail	210
G10	3.66 x 120mm	1/2 Rail	190

UC4 KD PINE FOR IN GROUND APPLICATIONS

15 YEAR GUARANTEE



PINE



SPRUCE

Pine allows penetration to the heartwood. This provides protection of sapwood - even when the timber opens up. In Spruce even small splits will breach the protective barrier and allow fungal and insect attack.

All Woodbank Timber UC4 treated material is Kiln Dried PINE - SurePine™, is end stamped for instant identification.




SurePine SAWN FENCING




WOOD BANK TIMBER




SurePine




Treatment	Length (m)	Section	Description	PPP
UC3	0.9, 1.2	16x72mm	Pin Grooved Round Top & Pointed Top	750
UC3	0.9, 1.2, 1.5, 1.8	20x72mm	PAR Round Top & Pointed Top	660
UC3	1.828	27x72mm	PAR Back Rail	448




Treatment	Length (m)	Section	Description	PPP
Creosote & UC4	1.8, 2.1	75x125mm	Sawn 1WW Posts	88
Creosote & UC4	1.8, 2.1	75x150mm	Sawn 1WW Posts	77



Treatment	Length (m)	Section	Description	PPP
Creosote & UC4	1.8, 2.1	75x125mm	4 Way Pointed	88
Creosote & UC4	1.8, 2.1	75x150mm	4 Way Pointed	77




Treatment	Length (m)	Section	Description	PPP
UC4	2.1, 2.4	125x125mm	4 Way Weather Top	56
UC4	2.1, 2.4, 2.7, 3.0	150x150mm	4 Way Weather Top	42
UC4	2.1, 2.4, 2.7, 3.0	175x175mm	4 Way Weather Top	36
UC4	2.1, 2.4, 2.7, 3.0	200x200mm	4 Way Weather Top	25




Treatment	Length (m)	Section	Description	PPP
Untreated	1.828	16x38mm	Battens	1680




Treatment	Length (m)	Section	Description	PPP
UC3	3.0	38x63mm	Rebated Capping	450



Treatment	Length (m)	Section	Description	PPP
UC4	2.4	95x95mm	H-Posts PAR Domed Top	99
UC4	2.4, 3.0	95x95mm	PAR Domed Top	110




Treatment	Length (m)	Section	Description	PPP
UC4	1.8, 2.1, 2.4, 3.0	75x75mm	Sawn Posts	154
UC4	1.8, 2.1, 2.4, 3.0	100x100mm	Sawn Posts	99
UC4	1.8, 2.1	75x125mm	Sawn Posts	88
UC4	1.8, 2.1	75x150mm	Sawn Posts	77



Treatment	Length (m)	Section	Description	PPP
Creosote, UC3, UC4	3.6	38x87mm	Rail	240
Creosote, UC3, UC4	4.8	47x100mm	Rail	200



Treatment	Length (m)	Section	Description	PPP
UC3, UC4	2.4	125x250mm	Garden Sleepers	32
UC3, UC4	2.4	100x200mm	Garden Sleepers	55
UC3, UC4	2.4	115x225mm	Garden Sleepers	46
Untreated	2.4	100x200mm	Oak Sleeper	45
Untreated	2.4	130x230mm	Oak Sleeper	25



Treatment	Length (m)	Section	Description	PPP
UC3	1.35, 1.2, 1.8	32x32mm	4 Way Pointed Pegs	960
UC3	0.3, 0.45, 0.6	45x45mm	4 Way Pointed Pegs	800



Description	Sizes (ft)	PPP
Universal Semi Planed Field Gate	14, 12, 10, 8, 7, 6, 5, 4, 3	5

SurePine WHAT'S THE DIFFERENCE?

According to the British Standard for Durability of Wood and Wood-based Products - natural durability of solid wood (BS EN350-2:1994). Pine possesses a naturally more durable heartwood and a much more treatable sapwood than Spruce, making it a more suitable species for in ground applications.

Sapwood of all wood species has a durability classification of 5 (not durable). This means that it is important to ensure this part of the timber is protected through the timber preparation and treatment process.

The natural characteristics of both Spruce and Pine are different, which in turn directs the user to making the correct species choice for the correct application. Simply put - Pine for in ground, Spruce for above ground.

USE CLASS TABLE	
Use Class (UC)	Use
1	Above ground, covered. Permanently dry, insect risk.
2	Above ground, covered. Occasional risk of wetting.
3a	Above ground, coated. Exposed to frequent wetting.
3b	Above ground, uncoated. Exposed to frequent wetting.
4	In contact with ground or fresh water. Permanently exposed to wetting.



-  EACH PIECE BRANDED FOR IDENTIFICATION
-  MEETS BRITISH STANDARD BS8417
-  CORRECT SPECIES FOR IN GROUND CONTACT
-  15 YEAR MATERIAL REPLACEMENT WARRANTY*

Timber is at its most vulnerable to rot and decay when in ground contact.

Woodbank Timber only uses Kiln Dried Pine that has been pressure treated to the correct use class and in line with BS8417 for its **SurePine™** range of rounds and square sawn.

*terms & conditions apply

SOURCE OF WOODBANK TIMBER MATERIALS

Our flexible service means we can supply as few as 6 packs right through to arranging direct full loads from our trusted supply network

We receive regular shipments into our 15 acre Dock facility in Ipswich

Our stock is sourced responsibly from FSC® accredited producers throughout Eastern Europe and the Baltic States

National distribution to a loyal customer base